

5 Pin RGBW Strip to RGBW Strip Clamp Connector

Model: CL12BB-5

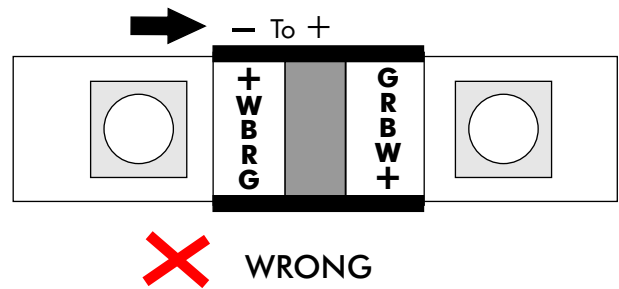
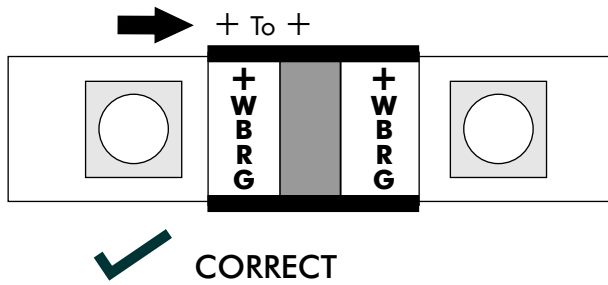
LED WORLD
ledworldlighting.com | ledworld.ca
1-800-387-4081

CAUTION: Max 5 Amps 12/24VDC (low voltage). Use only with Class 2 power supply. Max 90 LEDs/Meter. Indoor dry location use.


ATTENTION: Utiliser seulement avec la classe 2 bloc d'alimentation.

For use only with LED World's type A (IP20) 12VDC and 24VDC 12mm wide RGBW LED Flex Strips. Not to be used with Type B or C (Strips that have covers or coatings).

Important Note: Check the Polarity and make sure that connector contact points are directly over (and centered) the LED Flex Strip connector pads. Do not connect LED strips at soldered contact points.



CONNECTOR ENDS



Strip Connection End

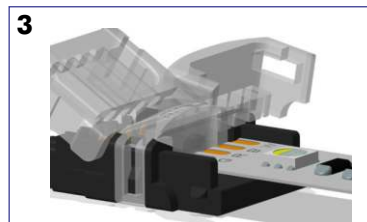
INSTALLATION STEPS



1 Cut the LED Strips at the cut mark (pads)



2 Remove the wax paper from back of the LED Strips



3 Push both LED Strips into contact points over pads. Close the caps gently



4 Complete the LED Strip connections using pliers. Make sure connection is locked at base of connector



5 Test Connection