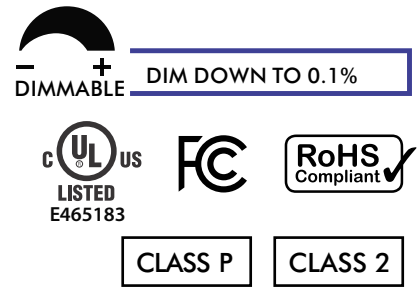


# 100W Constant Current Programmable Driver

Model: AFLEX-100W-2000-L-LB

## AFLEX LINEAR



The AFlex Series of Constant Current Programmable LED Drivers offers high efficiency, smooth flicker-free dimming and Dim to off capability. Current programmable driver enables to easily configure the drivers output current, dimming curve, dim-to-off, NTC settings and more.

The auxiliary output provides power source for sensors and/or cooling devices and eliminates the need for an additional power supply. The Drivers wide operating window, dimming performance and programming options gives luminaire a high level of flexibility.

### QUICK SPECS

Input Voltage	Max Output Power	Output Voltage	Programmable Output Current	Efficiency @ Max Load	THD @ Max. Load	Power Factor @ Max. Load	Environment Protection Rating
120-277VAC/VDC +/-10%	100W	3-50VDC	100-2000mA	> 90%	< 20%	> 0.95	IP21 (Indoor Dry)

### WIRING DIAGRAM

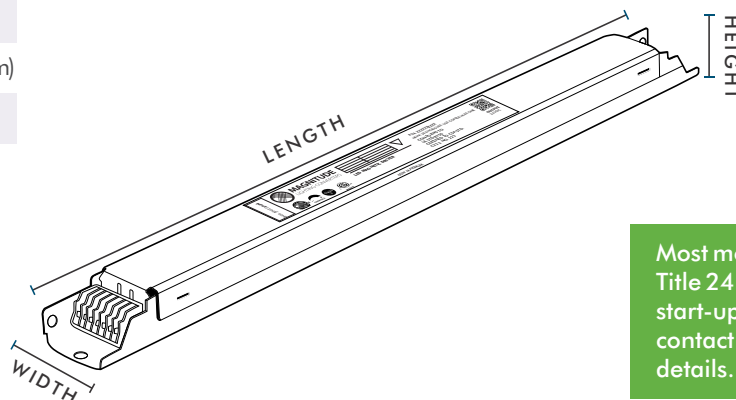
Input		RFID	Output	
White N	120-277 VAC	RFID	NTC	Orange
Black ~	50\60Hz			Orange
Green ±			DIM 0-10V Output	Purple +
Gray -	12V / 24V AUX			Gray -
Yellow +			LED Output	Red +
				Blue -

### FEATURES

- Compliant with Title 24 Requirements
- Wireless RFID Programming - No Power Required
- 0-10V Dimmable - Dim Down to 0.1%
- Dim To Off Capability
- NTC - LED Temperature Sensor
- Auxiliary Power Output
- Wide Operating Window
- CLO (Constant Lumen Output)
- Up to 90% Efficiency
- Universal Input Voltage
- UL Listed 8750, Class 2, Class P

### ENCLOSURE DETAILS

Length	12" (304.8mm)
Mounting Length	11.7" (296.8mm)
Width	1.2" (30.5mm)
Height	1" (25.4mm)



Most models are compliant with Title 24 flicker, standby power, and start-up time requirements. Please contact Magnitude Lighting for more details.

# 100W Constant Current Programmable Driver

Model: AFLEX-100W-2000-L-LB

## SPECIFICATIONS

\*Specifications are at 25°C (unless specified otherwise)

Input	
Input Voltage Range	120 - 277VAC / VDC $\pm$ 10%
Input Frequency	50 / 60Hz
Input current	1.2A @ 120VAC / 0.5A @ 277VAC
Inrush Current	38A Max (refer to graph, page 10)
Efficiency	> 90% (refer to graph, page 6)
Power Factor	0.99@120VAC / 0.98@277VAC (refer to graph, page 7)
Output	
Output Voltage Range	3 - 50VDC
Output Current Range	100 - 2000mA (1mA step programmable)
Output Current Tolerance	$\pm$ 5%
Output Current Ripple	$\pm$ 5% @ max load
Line Regulation	$\pm$ 0.5%
Load Regulation	$\pm$ 0.5%
Turn On Delay Time	0.4 sec @ max load
Sensor Power Supply (Auxiliary)	12V / 24V up to 160mA (Programmable)
Stand-By Power	< 1W
Environmental	
Env. Protection Rating	IP 21 - indoor use only
Surge Protection	2.5 KV
Operating Ambient temperature	-40°C - +60°C
Operating temperature	-40°C - +75°C
Storage temperature	-40°C - +85°C
Expected life time	50K hours at 75°C (refer to graph, page 10)
EMI Compliance	FCC 47CFR Part 15 Class B
Audible Noise	< 24db Class A
Withstanding Voltage	2.5 KV

# 100W Constant Current Programmable Driver

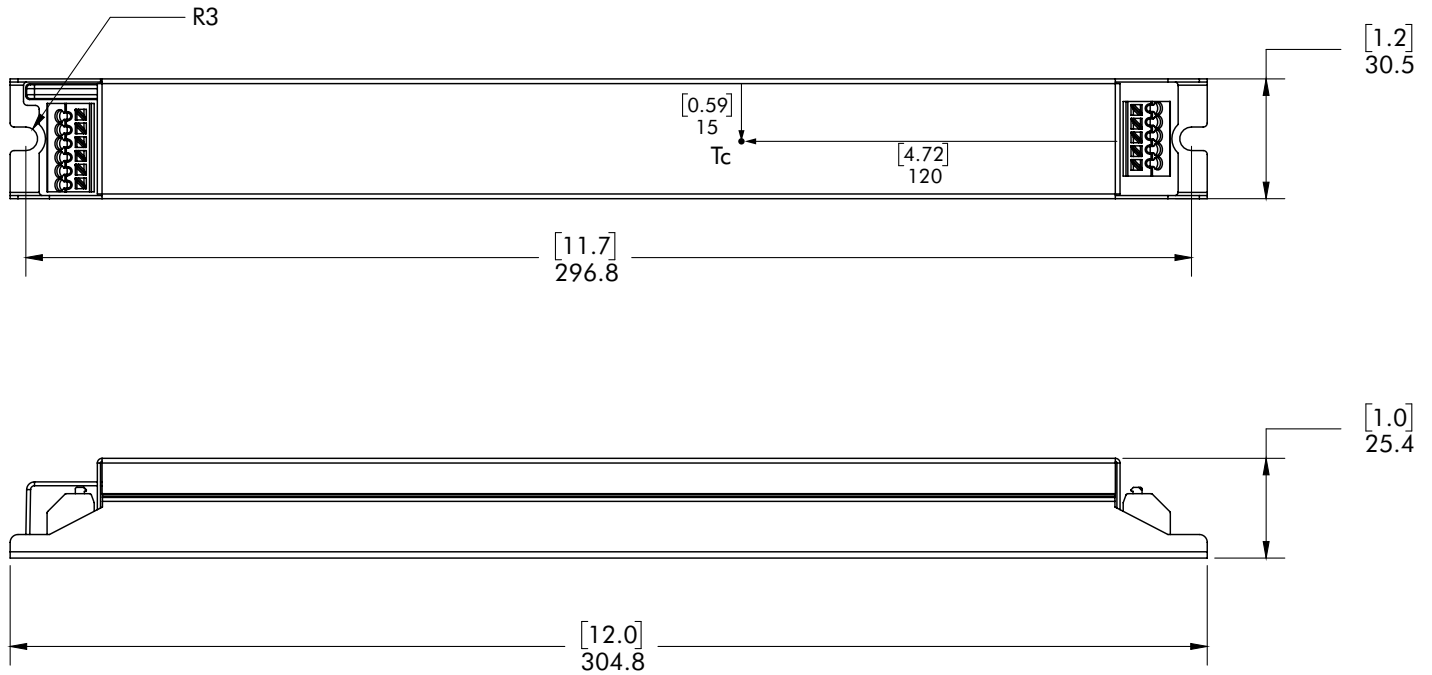
Model: AFLEX-100W-2000-L-LB

Dimming	
Dimming Control	0-10V
Dimming input Range	-2V - +15V
Dimming Curves	Linear / Logarithmic (Programmable)
Min. Dimming level	Dim down to 0.1%
Dim to 0	Yes (Programmable)
Current Consumption	0.35mA / Source
PWM Dimming	2000Hz
LED Thermal Protection (NTC) - refer to page 8	
NTC Value	Manufacturer: Vishay 15 kΩ ± 5% @25°C Manufacturer P/N: NTCS0805E3153JMT
Output Level range	1mA step programmable (0 - 100%)
Protections	
Over Current Protection	Yes; current limit
Short Circuit Protection	Yes; hiccup mode
Over Voltage Protection	Yes; hiccup mode
Over Temperature Protection	Yes; power derating (refer to graph, page 9)
Mis-Wiring Protection	Yes; auto shutdown
Mechanical & Housing	
Length	12" Inch (304.8mm)
Width	1.2" Inch (30.5mm)
Height	1.00" Inch (25.4mm)
Housing material	Aluminium
Housing Color	Blue anodized
Junction Box	No
Input Connectors type	black & white/ Wago / 16-20AWG strip 3/8"
Output Connectors type	red & blue / Wago / 16-20AWG strip 3/8"
Dimming Connectors type	purple & gray / Wago / 16-20AWG strip 3/8"
Auxiliary Connectors type	yellow & gray / Wago / 16-20AWG strip 3/8"
NTC Connectors type	orange & orange / Wago / 16-20AWG strip 3/8"
Mounting	Two hole ange mounting
Approval markings	
Certificates/Approval signs	UL 8750 class 2, class P

# 100W Constant Current Programmable Driver

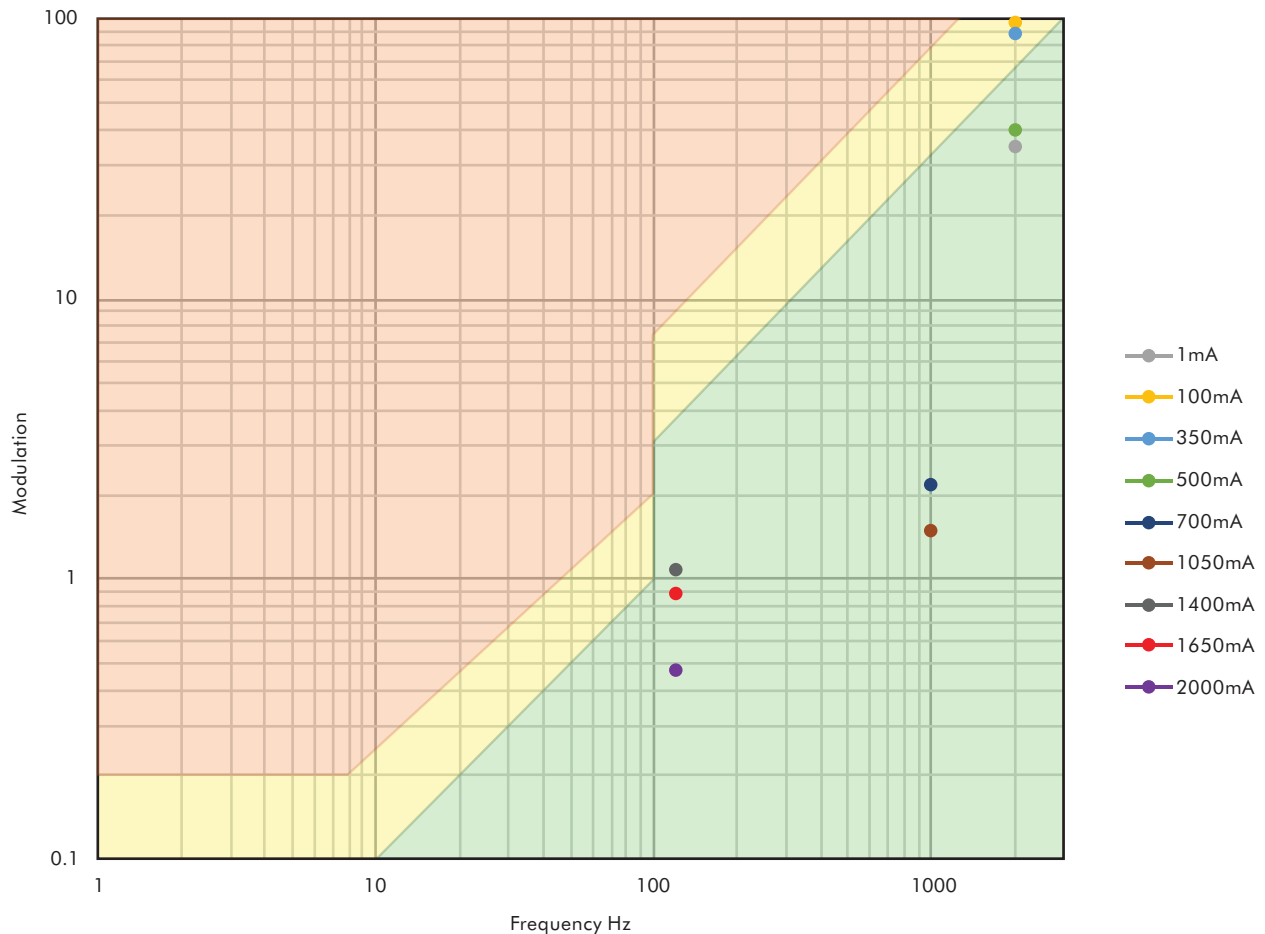
Model: AFLEX-100W-2000-L-LB

## MECHANICAL DIAGRAM



## FLICKER PERFORMANCE

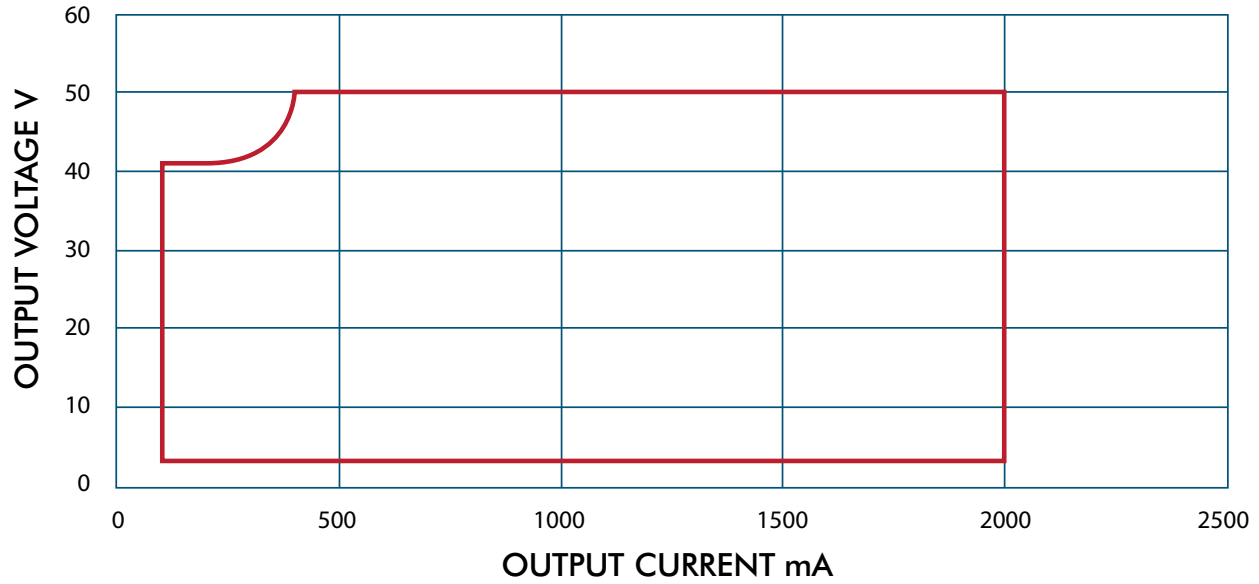
The IEEE P1789 flicker test results are presented graphically with no observable effect (green area), low-risk (yellow area) and high risk (red area).



# 100W Constant Current Programmable Driver

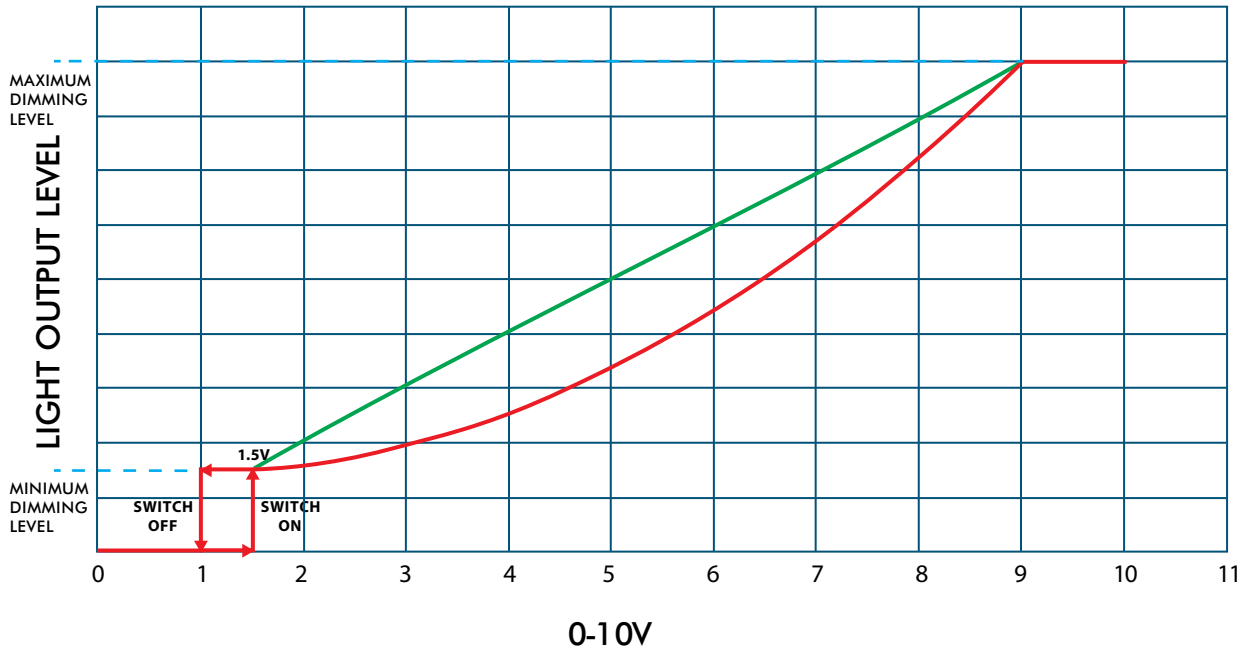
Model: AFLEX-100W-2000-L-LB

## OPERATING RANGE

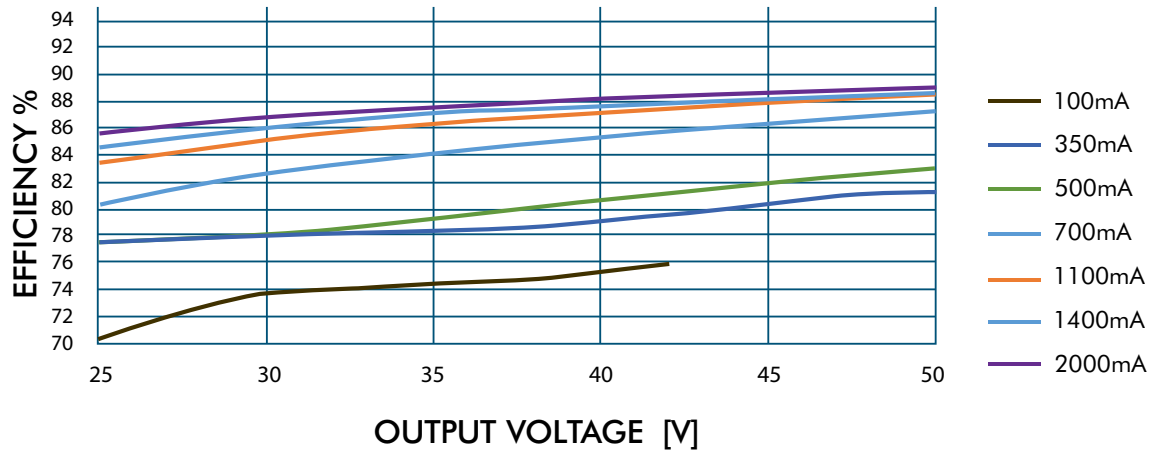


## DIMMING CURVES

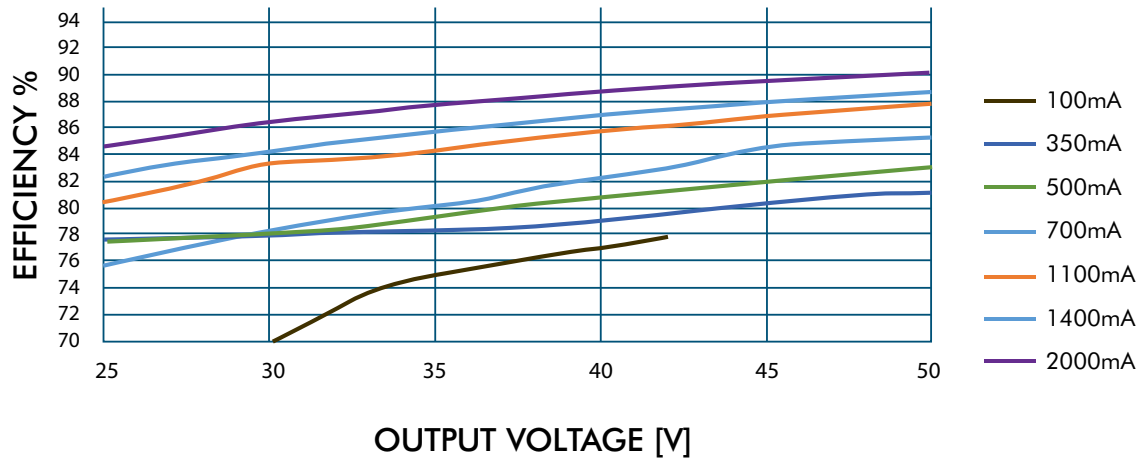
- LINEAR
- LOGARITHMIC



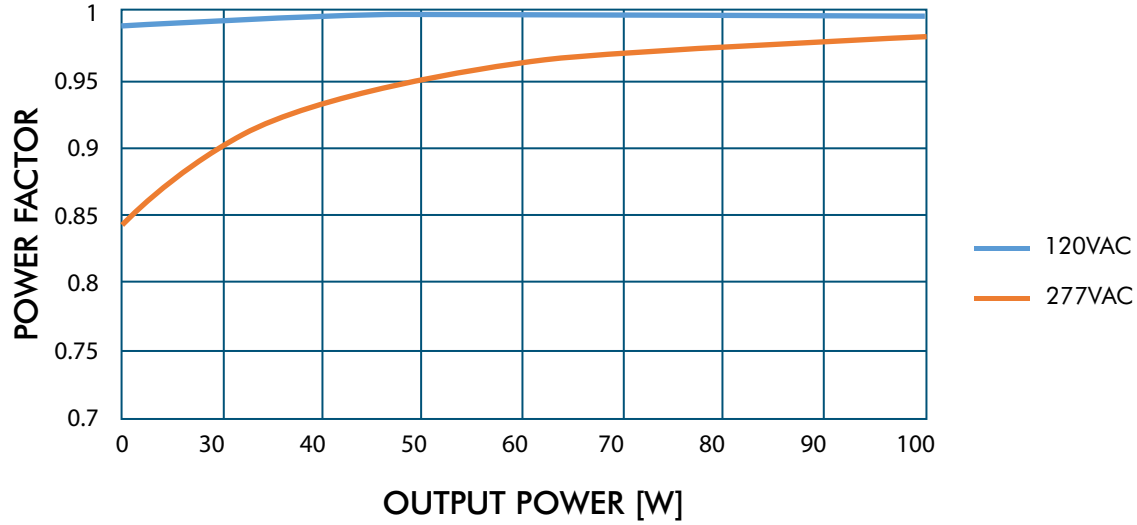
## EFFICIENCY VS. OUTPUT VOLTAGE 120VAC



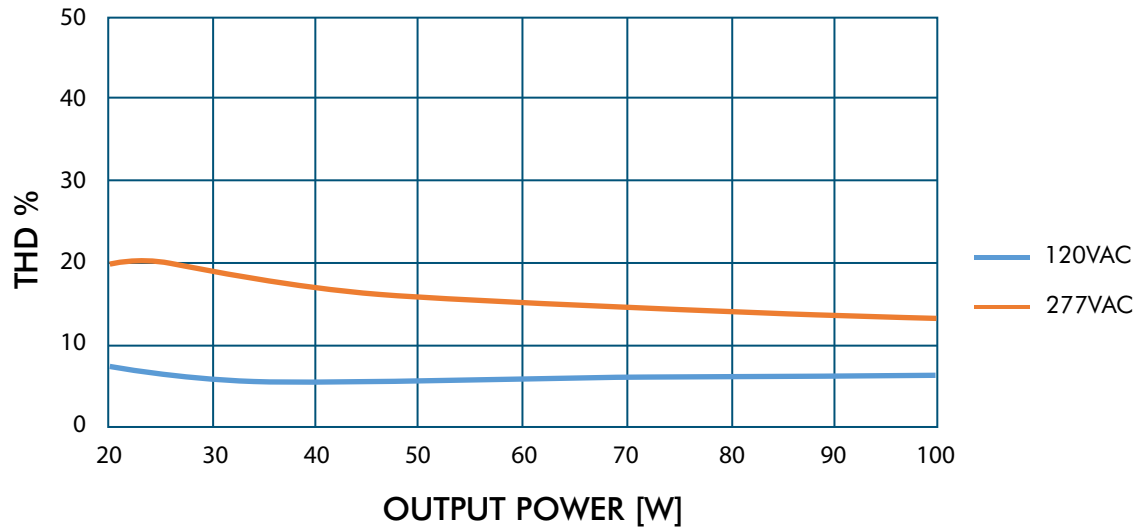
## EFFICIENCY VS. OUTPUT VOLTAGE 277VAC



### POWER FACTOR VS. OUTPUT POWER



### THD VS. OUTPUT POWER

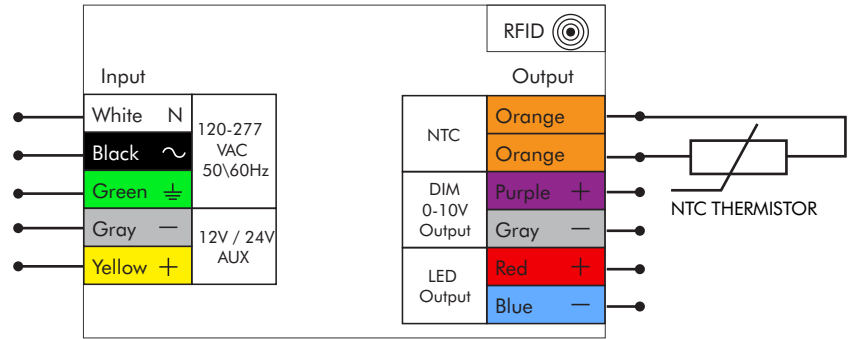


# 100W Constant Current Programmable Driver

Model: AFLEX-100W-2000-L-LB

## LED THERMAL PROTECTION NTC

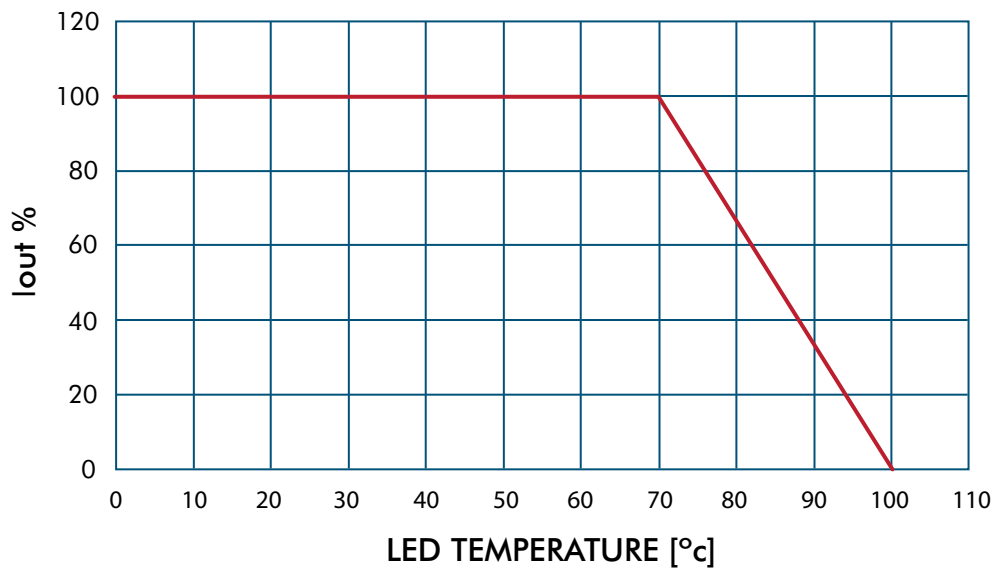
The AFlex Series of drivers helps protect the LED's lifetime and will reduce the temperature of the LED module by derating the output current in case of high temperatures. The negative temperature coefficient (NTC) thermistor must be connected to the LED driver as shown in the wiring diagram. For maximum performance, the NTC thermistor must be placed close to the Tc point of the LED module. The power derating parameters can be programmed using the FlexTool programmer. The NTC outputs can be left disconnected if thermal protection is not required.



## COMPATIBLE NTC THERMISTOR

Specification	Manufacturer	Manufacturer P/N
15 kΩ ± 5% @25°C	Vishay	NTCS0805E3153JMT

**I<sub>out</sub> % VS. LED TEMPERATURE**

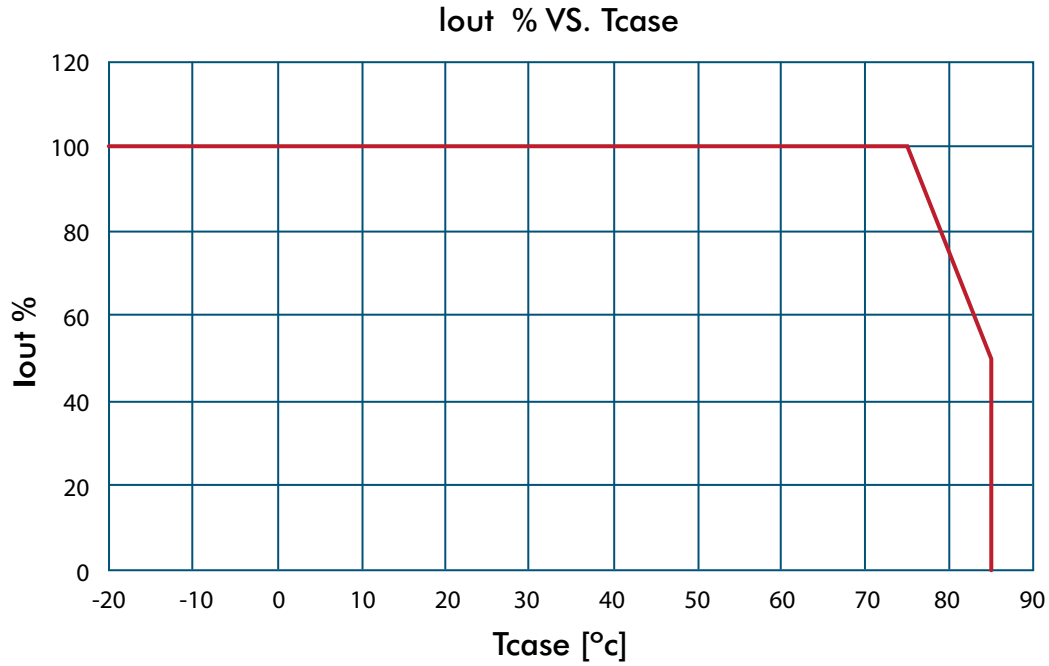




# 100W Constant Current Programmable Driver

Model: AFLEX-100W-2000-L-LB

## DRIVER THERMAL PROTECTION



	Min	Max
Normal operation	-40°C	+75°C
Derating area	+75°C	+85°C
Protection area	+80°C	
Return to work after thermal protection activated	+70°C	

### 5% LED drop allowed

AWG	100-700mA	700-1650ma	1500-1200ma
18	17 ft	7 ft	6 ft
16	27 ft	12 ft	9 ft
14	42 ft	19 ft	15 ft
12	67 ft	36 ft	24 ft

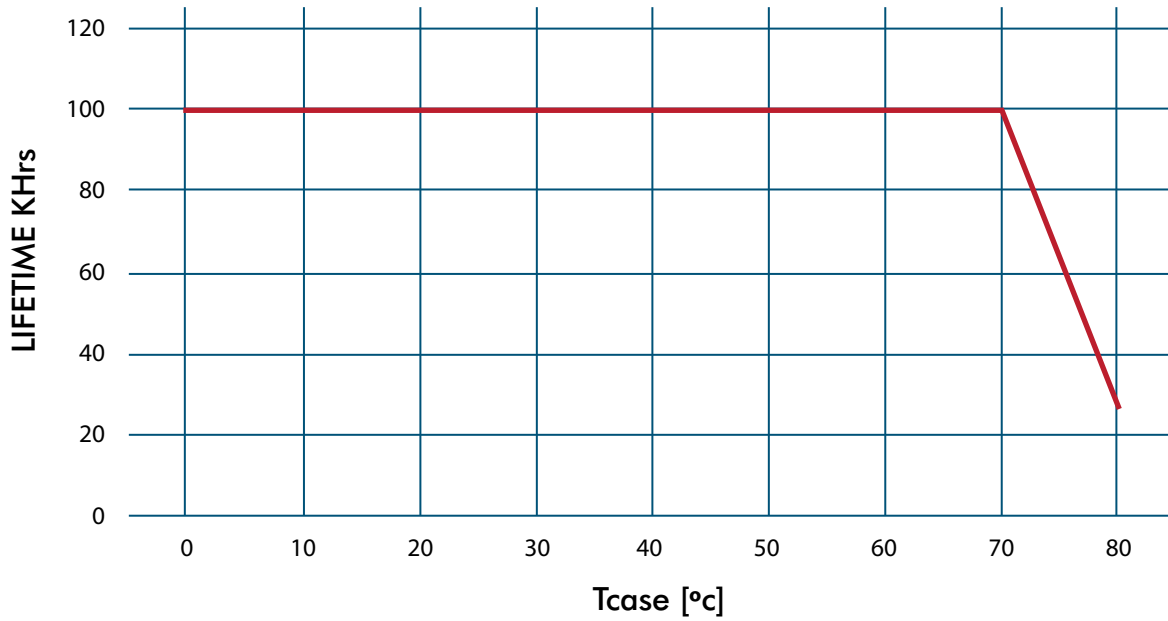
### 10% LED drop allowed

AWG	100-700mA	700-1650ma	1500-1200ma
18	34 ft	15 ft	12 ft
16	53 ft	23 ft	19 ft
14	85 ft	37 ft	30 ft
12	135 ft	59 ft	47 ft

# 100W Constant Current Programmable Driver

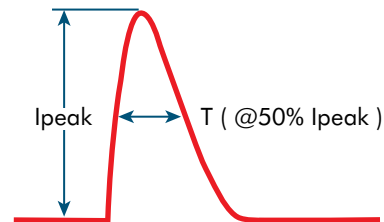
Model: AFLEX-100W-2000-L-LB

## LIFETIME VS. Tcase



## INRUSH CURRENT

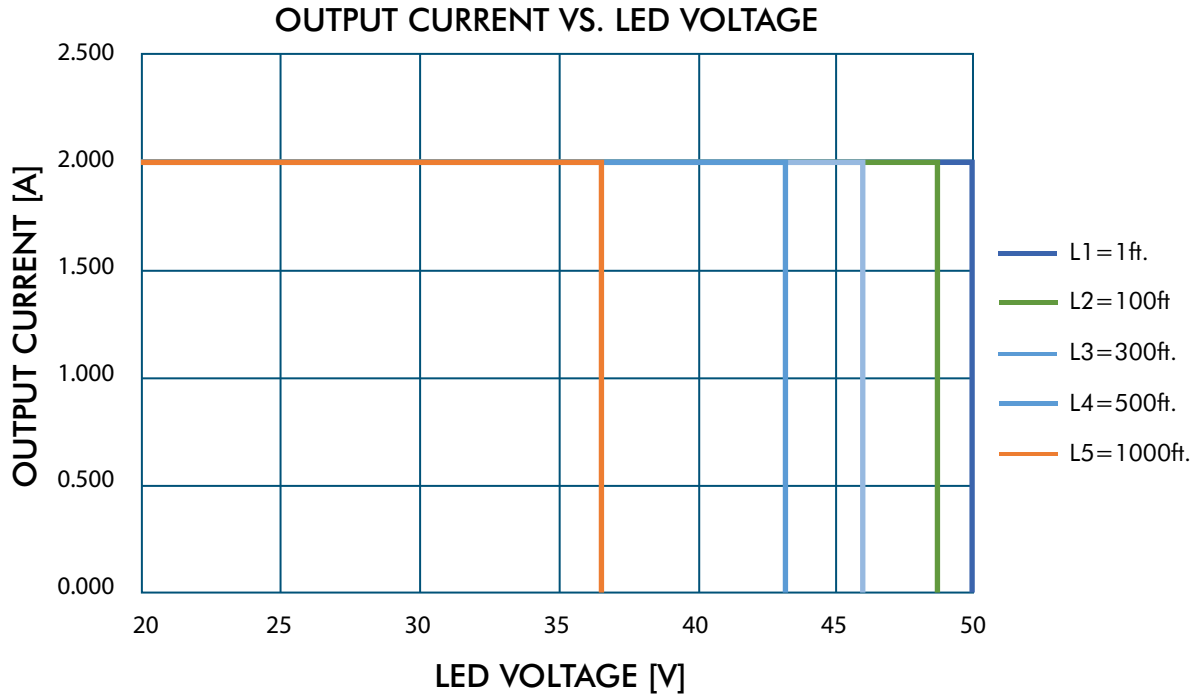
Vin [V]	Ipeak [A]	T ( @50% Ipeak )
120 VAC	14.2	1.5 usec
277VAC	38	1.2 usec



# 100W Constant Current Programmable Driver

Model: AFLEX-100W-2000-L-LB

## REMOTE INSTALLATION



## TEST CONDITION

1. Output Power = 100W
2. Output Current = 2A
3. Wire parameters = 18AWG, 16/ 30, 6.75Ω/ 1000'

Note – Above L=100ft. min LED voltage = 10V

## COMPATIBLE 0-10V DIMMER LIST

Dimming	Part Number
Lutron	Diva - DDTV
Lutron	Diva - NFTV
Lutron	Nova T - NTFTV
Leviton	illumatech - IP7
Watt Stopper	DCLV1
Lightolier Controls	ZP600FAM120
Phillips	Sunrise - SR1200ZTUNV

## ISOLATION

Isolation	INPUT	OUTPUT	0-10V	Enclosure
INPUT	N/A	2xU+1kV	2xU+1kV	2xU+1kV
OUTPUT	2xU+1kV	N/A	N/A	0.5kV
0-10V	2xU+1kV	N/A	N/A	0.5kV
Enclosure	2xU+1kV	0.5kV	0.5kV	N/A